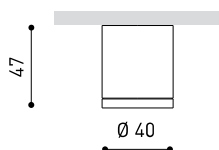




Dimensions



Accessories



DRIVER OPTIONS



ANTI-GLARE HONEYCOMB LOUVER



BEAM MIXER DIFFUSER



HIGH CHROMATIC LED

Awards



PRODUCT

| | |
|-----------|-------------------------------|
| Name | TOP MINI W/O EQ. 56° 3000K NT |
| Reference | A2960031NT |
| Colour | Textured black |
| RAL | 9005 |
| Category | SURFACE |

LIGHT SOURCE

| | |
|-------------------------|------------------|
| Type | LED |
| Gross luminous flux | 500 / 640 lm |
| Colour temperature | 3000 K |
| Chromatic stability | MacAdam Step 2 |
| Colour Rendering Index | CRI > 90 |
| Power | 4,5 / 6,5 W |
| Current | 500 / 700 mA |
| Efficacy | 111 / 98 lm/W |
| LED lifespan | L90B10 > 55.000h |
| Energy efficiency class | F |

LIGHTING FIXTURE | PHOTOMETRIC DATA

| | |
|---------------------|-----|
| Lighting efficiency | 86% |
| Light beam angle | 56° |

LIGHTING FIXTURE | ELECTRICAL DATA

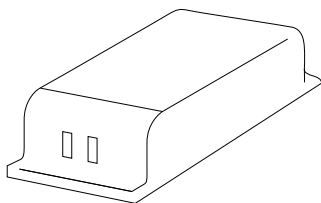
| | |
|-----------------------------|----------------------------------------------------------|
| Driver | Excluded: Must be placed on remote |
| Dimming | No Dim / DALI / Push / 1-10V - Other DIM, please consult |
| Electrical insulation class | II |




OTHER DATA

| | |
|----------------------|---------------------------|
| Sealing | IP20 |
| Wireless control | Please Consult |
| Weight | 58 g |
| Packaged weight | 85 g |
| Packaging dimensions | 136 x 68 x 51 mm |
| Units per package | 1 |
| Materials | Aluminium / Polycarbonate |



Top is a miniaturized surface-mounted ceiling luminaire. Its compact design makes Top an ideal solution for installation in ceiling cavities and for projects where a discrete presence of the luminaire in the scene is desired. Formally Top presents itself as a design of pure lines and architectural aesthetics. In terms of lighting, Top offers a conical distribution with three available beam angles (flood, medium and spot). Its installation is extremely easy and safe, fixing it to the ceiling by means of a bayonet system that does not require the use of any tools.



| DRIVER OPTIONS | | P | I | |
|--------------------------------------------------------------------------------------------------|----------------------------------------------------------------|------|-------|-----------------|
|  NO DIM | 0434-00-42 | 4,5W | 500mA | 1 to 4 Top Mini |
| | 0434-00-40 | 6,5W | 700mA | 1 to 4 Top Mini |
|  PUSH 1-10V | 0434-00-43 | 4,5W | 500mA | 1 to 4 Top Mini |
| | 0434-00-45 | 6,5W | 700mA | 1 to 4 Top Mini |
|  DALI | 0434-00-44 | 4,5W | 500mA | 1 to 4 Top Mini |
| | 0434-00-46 | 6,5W | 700mA | 1 to 4 Top Mini |
| 220 240 V~ | Driver must be placed on remote DIM Phase Cut please consult | | | |



| PRODUCT | |
|----------------------|-----------------------------|
| Model | Anti-glare Honeycomb Louver |
| Reference | 08070000NT |
| Colour | NT ■ Textured black |
| Category | Accessories |
| NOT SOLD SEPARATELY. | |



Anti-glare Honeycomb Louver

Accessory featuring a honeycomb structure designed to control the light beam, reduce glare, and prevent direct exposure to the light source.



| PRODUCT | |
|-----------|---------------------|
| Model | Beam Mixer Diffuser |
| Reference | 08050100 |
| Category | Accessories |

NOT SOLD SEPARATELY.

Beam Mixer Diffuser

The beam mixer diffuser reduces irregularities and distortions caused by parabolic, Fresnel lenses, or TIR collimators, ensuring a more uniform light distribution without significantly increasing beam length.

| Vivid Model Colour Temperature | 2700K | 3000K | 3500K | 4000K | Light Pink |
|-------------------------------------------------------------------------------------------------------|-------|-------|-------|-------|------------|
|  Reading | | | ● | ● | |
|  Fruits & Vegetables | | ● | ● | | |
|  Bakery | ● | | | | |
|  Retail | | ● | ● | | |
|  Cosmetics | | | ● | ● | |
|  Meat | | | | | ● |
|  Fish | | | | ● | |
|  Seafood | | | | ● | ● |

High Chromatic LED

For commercial product showcasing.

Arkoslight offers, in some of its products, the possibility to incorporate a special LED designed to enhance the visual presentation of goods and products for commercial purposes.

This high-chromaticity LED is selected to highlight tones that encourage a positive psychological perception of the illuminated object.

The light source provides a more attractive and intense colour palette than a conventional LED. This is achieved through a specific LED configuration under a "special saturation parameter," allowing colours and textures to appear more vivid within the visible spectrum.

The diode and its phosphor coating are carefully selected for each application.



Fuente de luz (LED) reemplazable por un profesional autorizado

Replaceable (LED only) light source by an authorized professional.

Source lumineuse (LED) remplaçable par un professionnel agréé

Sorgente luminosa (LED) sostituibile da parte di un professionista autorizzato

Austauschbare (LED) Lichtquelle durch einen autorisierten Fachmann



Equipo de control reemplazable por un profesional autorizado

Replaceable control gear by an authorized professional

Dispositif de commande remplaçable par un professionnel agréé

Alimentatore sostituibile da parte di un professionista autorizzato

Auswechselbares Betriebsgerät durch autorisierten Fachmann

Instrucciones para el final de vida y la eliminación de los componentes:

Instructions on end-of-life and component disposal:

Instructions pour la gestion des composants en fin de vie et leur mise au rebut :

Istruzioni per il fine vita e lo smaltimento dei componenti:

Anweisungen zur entsorgung der Leuchtenkomponenten:



Interrumpir la alimentación del aparato
Cut the power supply to the luminaire
Couper l'alimentation du luminaire
Interrompere l'alimentazione dell'apparecchio
Stromversorgung der Leuchte unterbrechen



Quitar la(s) fuente(s) de luz para el desecho
Remove light source(s) for disposal
Retirer la (les) source(s) lumineuse(s) pour l'élimination
Rimuovere la/le sorgente/e di luce per lo smaltimento
Lichtquelle(n) zur Entsorgung entfernen



Quitar la batería para el desecho
Remove the battery for decommissioning
Retirer la batterie pour sa mise au rebut
Rimuovere la batteria per la dismissione
Die Batterie ordnungsgemäß entsorgen



Quitar el equipo de control para el desecho
Remove control gear for disposal
Retirer le dispositif de commande pour l'élimination
Rimuovere l'alimentatore per lo smaltimento
Betriebsgerät zur Entsorgung ausbauen

Enviar los materiales a un centro de recogida RAEE
Send the materials to a WEEE collection centre
Envoyer les matériaux dans une déchetterie DEEE
Inviare i materiali ad un centro di raccolta RAEE
Die Materialien in einem WEEE-Zentrum entsorgen

